

SupraSlim™ SnapFrames



Change Graphics Effortlessly

SupraSlim SnapFrames™

- Aluminum rails, 3/4" wide, 1/2" deep
- Accepts substrates up to 1/32" thick
- Matte or clear lens included
- Styrene backing included
- Mounts vertically or horizontally
- Wall mount hardware provided

↓
For Media
up to 1/32"
↑



Live area:
3/8" margin.

Front Loading Convenience

Choice of matte or clear lens included

Strong spring loaded

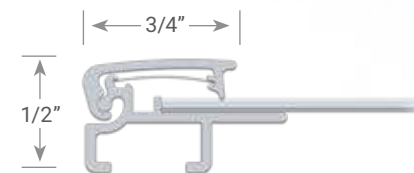
Styrene backing



Ships Fully Assembled



Mitered Corners



SupraSlim Profile

SupraSlim™ SnapFrames



Super slim profile focuses attention on the message.



Only
3/4" wide
1/2" deep

Great for Architectural Applications





Mount vertically or horizontally,
wall mount hardware included.



Matte Finishes

Specify: Model –Color – Lens*

Model	Size	Model	Size	Color	 	Lens*	
SUP01	8" x 10"	SUP05	16" x 20"	-S	Satin Silver	-C	Clear
SUP02	8-1/2" x 11"	SUP06	20" x 24"	-B	Matte Black	-M	Matte
SUP03	11" x 14"	SUP07	22" x 28"	Silver costs less than black		*Does not affect price	
SUP3.5	11" x 17"	SUP08	24" x 30"				
SUP04	14" x 22"	SUP09	24" x 36"				